

INDUSTRIAL WEIGHING SOLUTION™

CI-150A

Fast and Accurate Industrial Indicator

Industrial Indicator CI-150A provides fast control and accurate weighing which is ideal for various industrial environments with its high speed ADC and 1/10,000 high resolution. We reduced its size and installed various ports of terminal block type on the indicator.




High speed ADC : 320times/sec

Support Modbus RTU Protocol

Multi-calibration

Provide various interfaces




Fast Control &
Accurate Weighing Performance



Minimal Size : W110×H65mm

Minimal Size & Clear LED Display



Various Interfaces

Scan with your smartphone
to find more products



CAS
www.globalcas.com

CI-150A


Fast and Accurate Industrial Indicator



Feature

Fast Control & Accurate Weighing Performance

With its high speed ADC(updated 320 times per second) and high display resolution (1/10,000), CI-150A provides fast control and accurate weighing performance.




Minimal Size & Clear LED Display

By reducing its height, which is 65mm, CI-150A is perfect for instrumenting mini panel; also users can view the weight clearly through its LED display.



Various Interfaces

RS-232C and optional interfaces which include RS-485, Analog output, External 2-input/ 4-output make easy installation and weight control.



Option

- RS-485
- External 2 Input / 4 Output
- Analog output (0~5V, 0~10V, ±5 V, ±10V, 4~20mA, 0~20mA, 0~24mA)
- RTC(Inner clock)

Application

- Various measuring equipment
- Platform scales

Specification

MODEL	CI-150A	
Load cell excitation voltage	DC 5V	
Load cell connection (350 ohm)	8ea (4 wired)	
Zero adjust range	0.05mV~5mV	
Input sensitivity	0.5 uV/D, 2 uV/D (CE)	
A/D internal resolution	1/1,000,000	
A/D external resolution	1/30,000 (Max.), 1/10,000 (CE)	
A/D conversion speed	320 times/sec	
Display	7 Segment (6digit, Height : 13mm)	
Power	DC 9~24V, 1.5A	
Operating Temperature	-10°C ~ +40°C	
Product Size (W x D x H/mm)	110 x 100 x 66	
Product Weight (kg)	Approx. 0.4kg	
Interface	Standard	RS-232C
	Option	RS-485, External Input/Output (2/4), Analog Output

Dimension

